



FRESH FROM THE DOWNTOWN MISSION

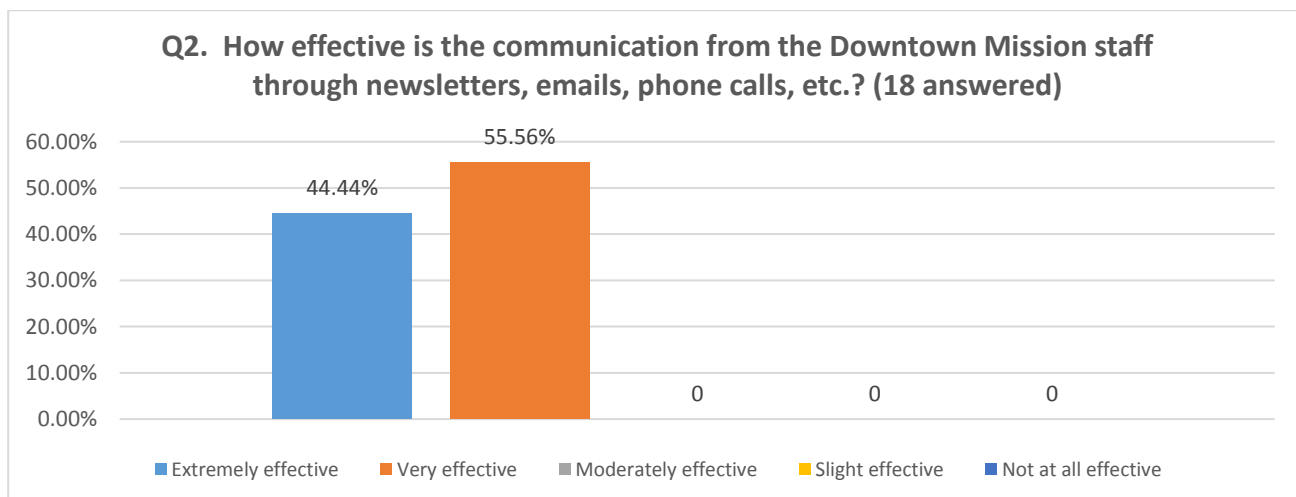
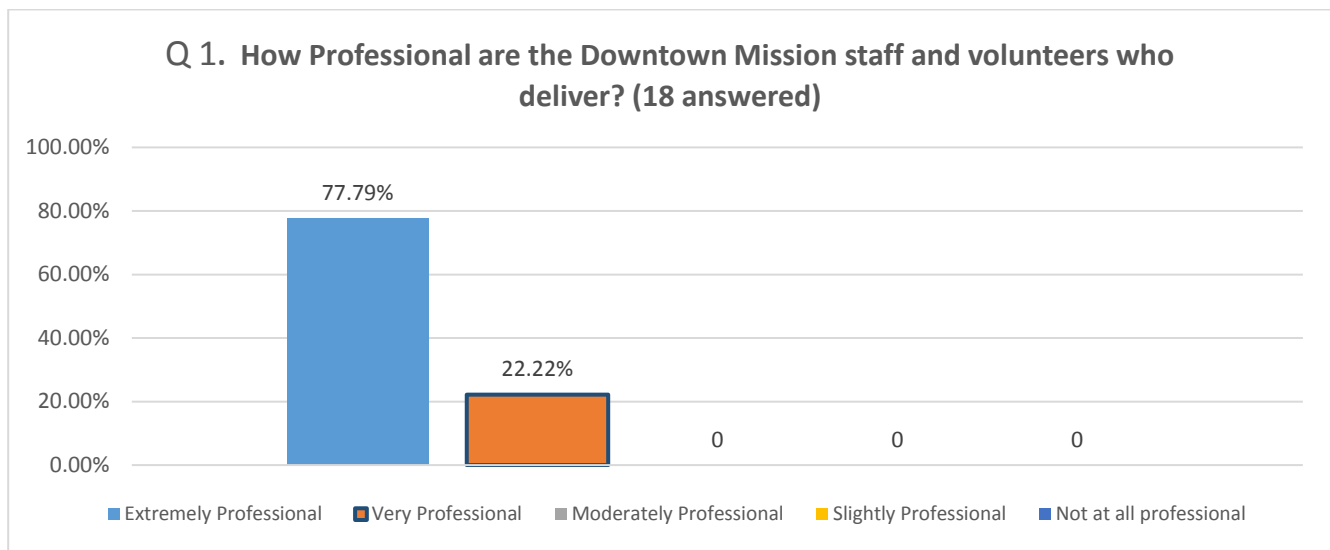
School Feeding Program - year-end report

SCHOOL SATISFACTION SURVEY

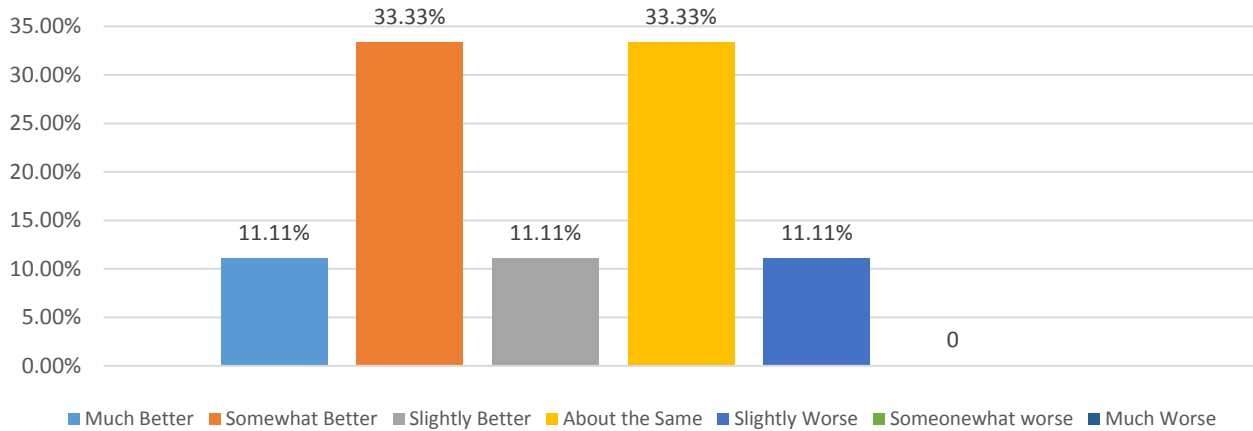
In early June, a survey was sent to schools asking seven questions regarding our partnership. The survey was sent to 22 schools and resulted in 18 completions through Survey Monkey.

The survey was designed to:

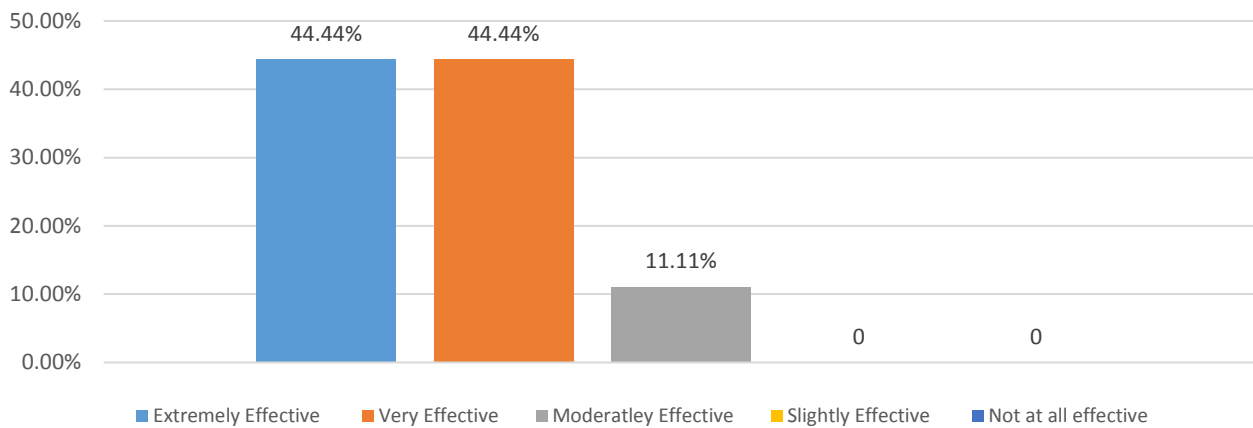
1. Determine how well FRESH does “business”
2. Determine how well FRESH meets the needs of our school feeding program
3. Receive suggestions or feedback
4. Gauge interest in a “ready to serve” procurement program



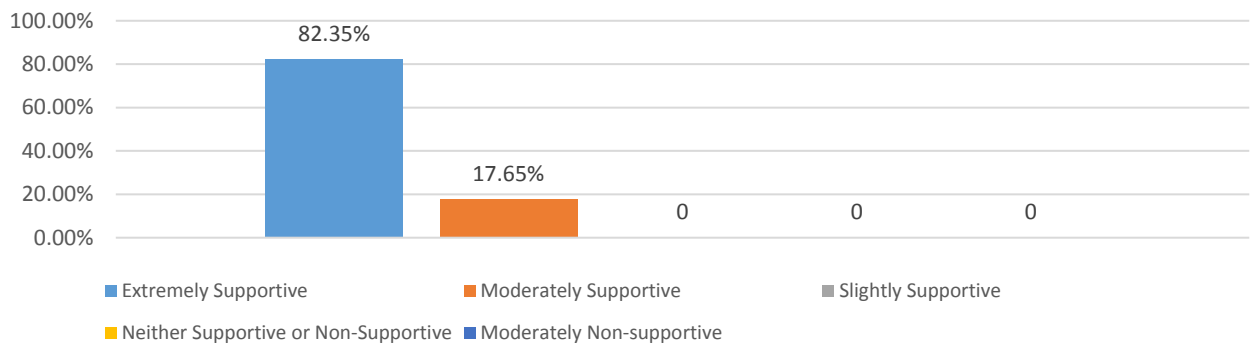
Q3. Compared to other donations or purchased items, is our product quality better, worse or about the same? (18 answered)

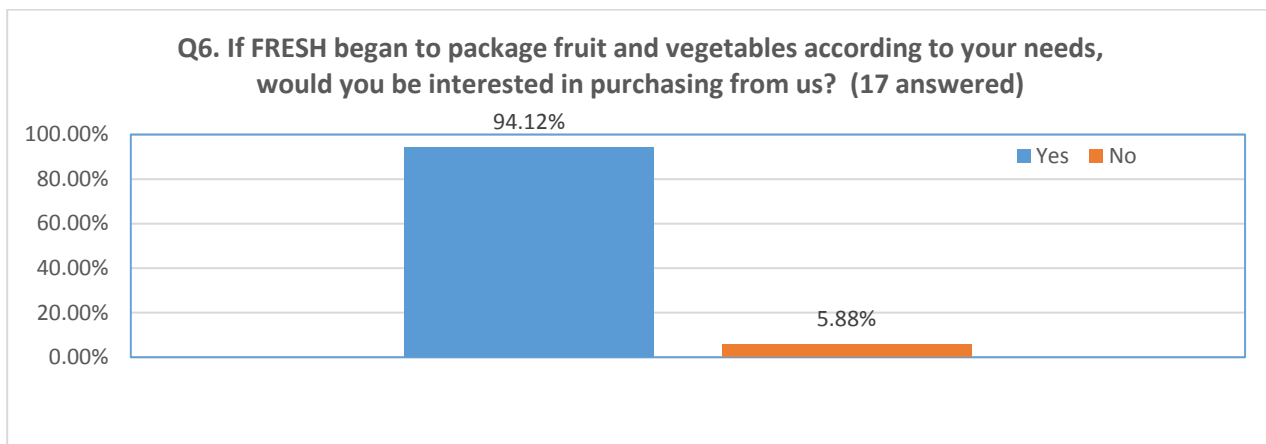


Q4. How effective is the Downtown Mission's food variety in meeting your needs? (18 answered)



Q5. Overall, how well does FRESH from the Downtown Mission support your work? (17 answered)





Q7. Do you have any other suggestions, comments, questions or concerns? (These would be comments we might use as quotes in materials, etc.) (11 answered)

- ✓ Thanks
- ✓ Not familiar with the fresh product can you give us more information please.
- ✓ We do have a supplier of fruits and vegetables but would be interested in more information if Fresh began to package. The Downtown Mission has been a huge help in supporting our students and our snack program. The staff and students at Campbell are very appreciative of everything you do for us!!
- ✓ Thank you. Thank you! You guys have supported King Edward in such an amazing way!!
- ✓ We are very thankful for your support. Your volunteers are second to none. I would be strongly interested in purchasing from you. Keep us informed.
- ✓ I am so happy that we have developed this partnership. Every year I say "THANK YOU" for helping to nourish not only our student's tummies but their minds as well. You truly do make a difference! Thank you once again for your ongoing support!
- ✓ Amazing job!
- ✓ Very pleased on all levels. Thank you Michelle and to the professional delivery guys. We could not do it without you!
- ✓ We appreciate your generous donation of food to feed our students. Thank you so much for supporting Coronation Public School.
- ✓ Thank you for the donations. Only comment is that a lot of the produce is thrown away due to the age. But we realize it would be impossible to sort through...have a great summer!
- ✓ The students here were so excited to receive the foods you offered to us. Some of the food you provided, they've never seen. Thank you so much.

CONCLUSION

Our business model is working effectively and we are generally meeting the needs of the school. The quality and variety of product could improve as well as a more effective communication plan. The key contacts are not always the people who manage the food at the individual schools so often the Driver will receive one message and email communication will solicit another. We'll have to figure out a way to reconcile this for the next school year.

ACTIONABLES

1. Develop an outline for the procurement program
2. Review feasibility of "school only food sorting" to ensure quality for delivery
3. Brainstorm communication plan for schools highlighting challenges and successes
4. Develop plan to increase variety
5. Write a letter to driver Harry Tofflemire commending him on his "professional" conduct

YEAR END DATA

SCHOOL	Dairy	Meat	Fruit	Vegetables	Prepared	TOTAL
Assumption Catholic College High	0	0	483	587	142	1,212
Begley School	0	0	2,059	1,992	60	4,111
Campbell School	0	0	430	677	181	1,288
Cardinal Carter	0	0	39	12	12	63
Catholic Central School	0	0	1,700	1,441	65	3,206
Coronation School	60	0	3,519	2,044	304	5,927
Davis Public School	120	0	4,684	2,696	324	7,824
Ford City School	30	0	772	584	92	1,478
General Brock School	0	0	968	585	196	1,749
Giles Campus	0	0	1,488	807	45	2,340
Immaculate Conception School	36	85	2,097	2,226	40	4,484
King Edward Public School	0	0	722	1,611	285	2,618
Maxwell Public	60	0	1,362	1,136	232	2,790
Prince Edward School	0	0	2,600	4,419	30	7,049
Queen Victoria School	0	0	120	49	29	198
Roseville School	70	104	2,826	1,816	152	4,968
St. Angela School	0	0	664	717	176	1,557
St. Bernard School	60	0	2,038	1,673	102	3,873
St. John Vianney	72	114	1,860	1,547	212	3,805
St. Jules School	90	0	2,929	2,019	214	5,252
Westgate (Taylor)	0	0	611	565	142	1,318
Westview Freedom (Century)	0	0	833	654	189	1,676
Report Total:	598	303	34,804	29,857	3,224	68,786

CONCLUSION

- Reduction by one school over 2016, however there was a school closure from our list
- Overall, there was a 22% decrease (22,787 lbs.) in total food delivered compared to 2016 school year end
- There was a 17% increase in fruit, an 8% increase in vegetables and a 62% decrease in prepared food delivered compared to 2016 so variety is up even though totals are down

ACTIONABLES

1. Review logistics to determine if more schools can be included in deliveries
2. Review if more schools can come and pick up